

girl scouts
of western ohio

Friendsgiving Invite-A-Friend Event



The holiday season is here, and one of many people's favorite is Thanksgiving. One way to celebrate with your troop is to have a Girl Scout Friendsgiving. Hosting a Girl Scout Friendsgiving is a fun way to do badge work and celebrate Girl Scout Sisterhood! Make your Friendsgiving an invite-a-friend event to help grow your troop and show the girls in your community all that Girl Scouts have to offer. Below are ideas on activities and badge work to incorporate Girl Scouting into Friendsgiving.



Have GORP (Good Old Raisin and Peanuts)

GORP is a Girl Scout vision of Trail Mix. Nuts, cereal, raisins, and candy are all great things to add. First, make sure that there are no nut allergies. Then have each girl bring an item to mix in their GORP mixture. This is a great simple alternative to a complicated meal.

Make a Craft out of Nature

Spruce up the table with Pinecone Place Card Holders. Gather up pinecones. Give girls fall-colored paint to decorate their pinecones. Allow to dry on a piece of wax paper. Cut out small squares of cardstock for your kiddos to create place cards by writing out the names of the guests.



Create SWAPS

(Special Whatchamacallits Affectionately Pinned Somewhere)

SWAPS are small tokens of friendship that Girl Scouts exchange with one another, and each SWAP uniquely reflects a fellow Girl Scout, their troop, or a memory of a special event. Create a cute Turkey or Indian corn SWAP. Google has lots of ideas!



Play Get to Know You Games

People Bingo. One of the best ways for people to get to know each other is to play a game of People Bingo! Create a Bingo that has facts on it. For example, “I have a dog, I live in town, I like Pizza.” Give each girl a Bingo card, and something to write with. Girls move around the area trying to be the first to get their Bingo cards filled up with names.

Make Friendship Bracelets

Make friendship bracelets and let the girls exchange them. Girls love friendship bracelets. Not only do they allow a creative and unique gift but allows girls to practice their know skills.



Warm Wind Blows. It is kind of like musical chairs. Put enough chairs in a circle facing each other, minus one person. One player starts in the middle, standing up. She begins the round. The person in the middle starts by saying “The warm, wind blows for everyone who...” and then says any characteristic that is true for that person. For example, if the person likes pizza, he or she can say, “Warm wind blows for everyone who likes pizza.” All players who like pizza must stand and quickly find a new seat that is more than 2 chairs away from them. If the player is not able to find a vacant seat, he or she is the new person who is in the middle.



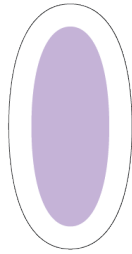
Check out resources at [gsw.org/invite!](https://gsw.org/invite)
Don't forget to complete the Invite a Friend Patch request form when you invite a friend to join Girl Scouts.
You can both earn an awesome patch!



Girl Scout Daisies

Be a Sister to Every Girl Scout

1. Celebrate your differences
2. Learn about Girl Scouts from around the world
3. Support your Girl Scout sister




Girl Scout Daisies

My Money Choices

Do this badge when planning the Event with Girls

1. Find out what you need and want
2. Set a goal and save for what you need and want
3. Explore how to make choices with money



Girl Scout Brownies

Snacks

1. Find out about different types of snacks
2. Make a savory snack
3. Try a sweet snack
4. Snack for energy
5. Slurp a snack



Girl Scout Brownies

Outdoor Art Creator

1. Find art ideas outdoors
2. Make something!
3. Dance or make music outdoors
4. Be a nature photographer
5. Design with nature



Girl Scout Brownies

My Money Choices

Do this badge when planning the Event with Girls

1. Find out how much things cost and how money is used
2. Learn the difference between wants and needs
3. Plan a budget for a fun adventure
4. Find out how to be thrifty
5. Make a budget for your character



Earn a Badge



Girl Scout Juniors

Social Butterfly

1. Hold a conversation
2. Use table manners
3. Be prepared for special occasions
4. Say thank you
5. Practice being at ease



Girl Scout Juniors

Simple Meals

1. Step Up Your Skills With a Pro
2. Whip Up a Great Breakfast
3. Fix a Healthy Lunch or Dinner
4. Create a Delicious Dessert
5. Make Your Own Meal



Girl Scout Juniors

Budget Maker

Do this badge when planning the Event with Girls

1. Investigate why you want what you want
2. Practice spend-save-share
3. Learn how to decide what to buy
4. Find out how financial services help people save
5. Build a spend-save-share plan



Girl Scout Cadettes

New Cuisines

1. Make a dish from another country
2. Create a dish from another region of the United States
3. Whip up a dish from another time period
4. Cook a dish that makes a statement
5. Share your dishes on a culinary "tour!"



Girl Scout Cadettes

Budget Manager


Do this badge when planning the Event with Girls

1. Find out how your budget reflects your values
2. Learn how to track your spending
3. Find ways to earn money for you or your troop
4. Explore how to make money decisions
5. Set a goal for how you'll give back



girl scouts 
of western ohio

**Are you having a blast as a Girl Scout?
Invite a Friend!**



Scan the QR Code or visit
gswo.org/inviteafriend to learn more!