

WAGGGS

Fast Fundamentals



Overview

The World Association of Girl Guides and Girl Scouts is the largest voluntary Movement dedicated to girls and young women in the world. Our diverse Movement represents ten million girls and young women from 150 countries

For more than 100 years Girl Guiding and Girl Scouting has transformed the lives of girls and young women worldwide, supporting and empowering them to achieve their fullest potential and become responsible citizens of the world.

WAGGGS' strengths lie in innovative non-formal education programs, leadership development, advocacy work and community action, empowering girls and young women to develop the skills and confidence needed to make positive changes in their lives, in their communities and countries.

WAGGGS deliver these programs in five WAGGGS Regions: Africa, Arab, Asia Pacific, Europe and Western Hemisphere. They also hold advocacy and leadership events at our five World Centers: Our Chalet in Switzerland, Sangam in India, Pax Lodge in the UK, Our Cabaña in Mexico and Kusafiri, our World Centre travelling around Africa. Through the global programs, girls from all over the world come together to learn new skills, share their international experiences and form lifelong friendships.

WAGGGS Vision is for:

All girls are valued and take action to change the world

WAGGGS Mission is:

To enable girls and young women to develop their fullest potential as responsible citizens of the world

To achieve the Mission and Vision, WAGGGS has developed two Goals in their Global Operations Plan:

Goal 1: Provide more opportunities for girls and young women to grow and lead through the programs and methods based on the fundamental principles of Girl Guiding and Girl Scouting

Goal 2: Empower girls and young women to be agents of change in the world through the programs and methods based on the fundamental principles of Girl Guiding and Girl Scouting


The goals will help to ensure continued work towards achieving our Mission and Vision 2020, and towards the empowerment of girls and young women to understand and speak out about their rights and roles in their communities.

Pearl of Wisdom

- The First World Conference held in England, in 1920 was a historic occasion that gave representatives of the Girl Guiding and Girl Scouting world the opportunity to meet and exchange ideas and experiences. This contributed to a heightened and strengthened international scouting and guiding experience, as well as raising the awareness and profile of the movement.
- Girl Guiding and Girl Scouting became known to the International Council and, for the first time, groups began to plan trips abroad. With the First World Camp organized to coincide with the Third International Conference in 1924 at Foxlease, UK, and brought 1,100 girls and young women together from 40 countries.

Activity 1: World Trefoil Dice Game

Instructions: Have the participants roll the die and whatever number they get is the piece they color.



The Needle-Gold

We place a compass needle in the center of the gold trefoil, between the safeguards of the Promise and the Law, to serve as a guide pointing the way to the right course in life.

1. A Star (you must roll the 2 twice) - Gold

We place one star at the left which is the side of the heart. This star stands for the pledge that all Girl Guides/Girl Scouts try, on their honor, to keep their Promise.

2. The Stalk (base of the trefoil) - Gold

At the base of the trefoil we place the flame. It's burning stands for the love of human kind and is the true flame of international friendship that burns in all our hearts. This flame encircles the world with goodwill.

3. The Trefoil - Gold


On the background of blue, we place a gold trefoil because Girl Guides and Girl Scouts everywhere make a three-part Promise.

4. The Outer Ring (gold circle) - Gold

This gold band surrounding our pin symbolizes the sun that shines on children all over the world.

5. The Blue Background Circle (must be rolled first) - Blue

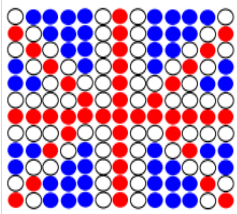
The field of bright blue in our pin symbolizes the sky above us all throughout the wide world. We carry out the words of Robert Baden-Powell, founder of the Boy Scout movement, who asked us to "Aim high, look wide."



Activity 2: SWAPS

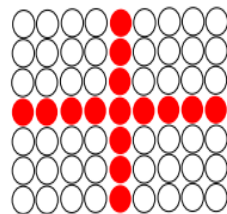
UK Beaded Flag Badges - Making a beaded badge

1. Select the correct sized safety pins. (Note the size given here is for standard UK safety pins with a loop at the end.)
2. Open your safety pin and carefully thread the beads as shown.
3. An adult should use a pair of pliers to open the loop on the final safety pin.
4. Open the pin and carefully thread the loops of the other pins on to it, taking them round to the opposite side of the pin. Make sure you keep them in the right order.



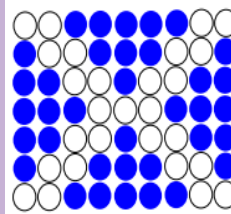
You need:

- 1 - 37mm safety pin
- 13 - 32mm safety pins
- 42 red seed beads
- 64 white seed beads
- 50 blue seed beads



You need:

- 10 - 37mm safety pins
- 15 red 4mm beads
- 48 white 4mm beads



You need:

- 10 - 37mm safety pins
- 27 red 4mm beads
- 36 white 4mm beads



© 2010 Louise Boulton, created for ideas4kids.org

Released under the Creative Commons Attribution-Non-Commercial Licence



Activity 3: Play Shout, Speak Out Game

- **Divide into two teams.**
- **Each team stands in a group and faces the other.**
- **One member of each team runs around to stand behind the opposing team.**
- **Each team decides upon a film title, TV program or song and on the count of three, both teams shout out their titles together.**
- **The team-mate standing away from the group must guess the title.**

Discussion: How did you decide on the best way to communicate with your team-mate?



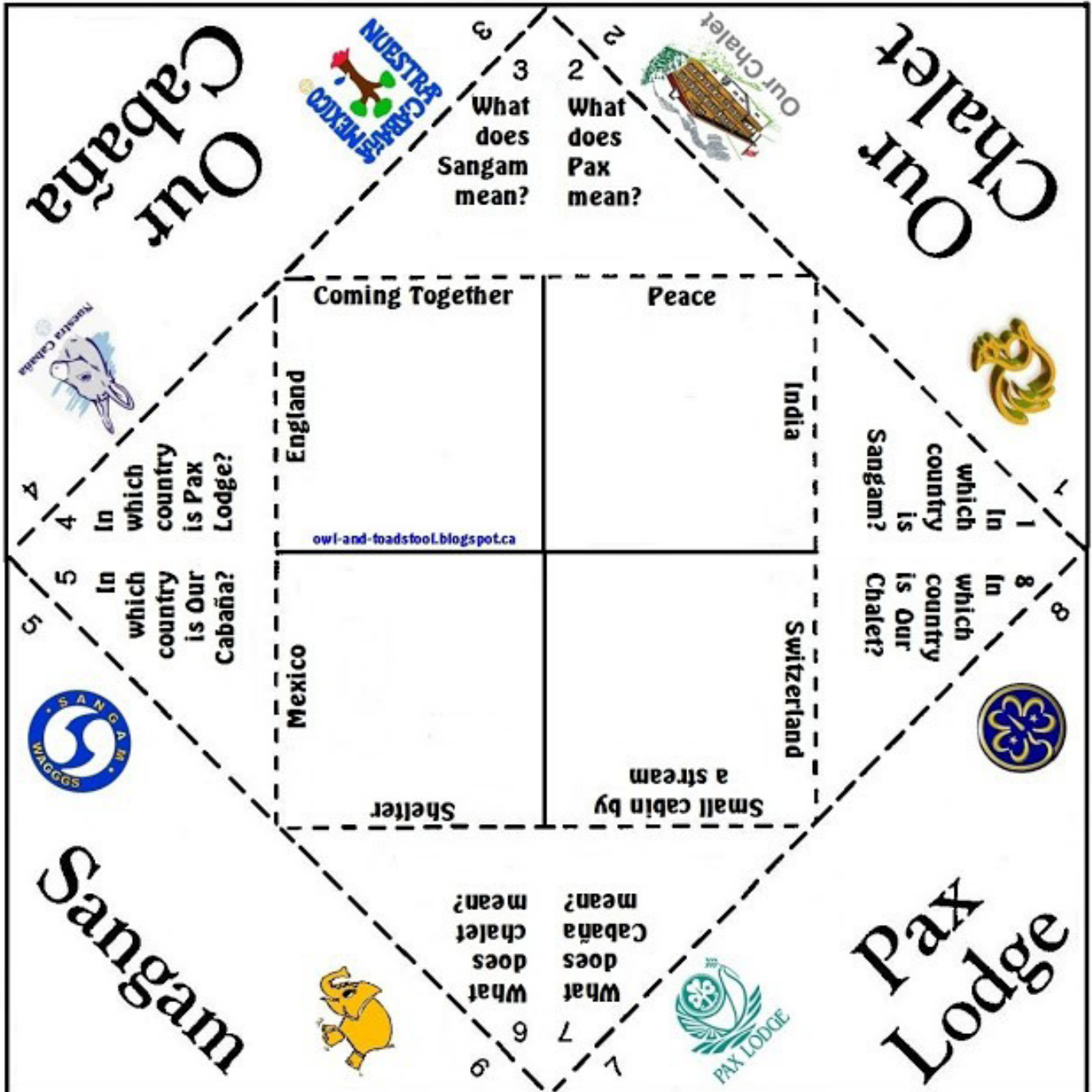
Activity 4: Country Fact Fortune Teller



Youtube Video:
[youtube.com/watch?v=IVmX-LFuv18](https://www.youtube.com/watch?v=IVmX-LFuv18)


Instructions:

1. Cut out large square on the bold black line.
2. With word side down, fold corners in to middle creating a smaller square, so that world center names are facing up.
3. Flip paper over so that world centers are facing down.
4. Take corners and fold into the middle.
5. Final fold: fold fortune teller in half.



S'more Info

Think Globally: Information on global take action and World Thinking Day	Thinking Day Badge Packet and Resources:	Global Action Awards:
 girlscouts.org/worldthinkingday	 waggs.org/worldthinkingday	 girlscouts.org/globalactionaward



888.350.5090 | gsw.org
customer care@gsw.org



In Partnership With:

